

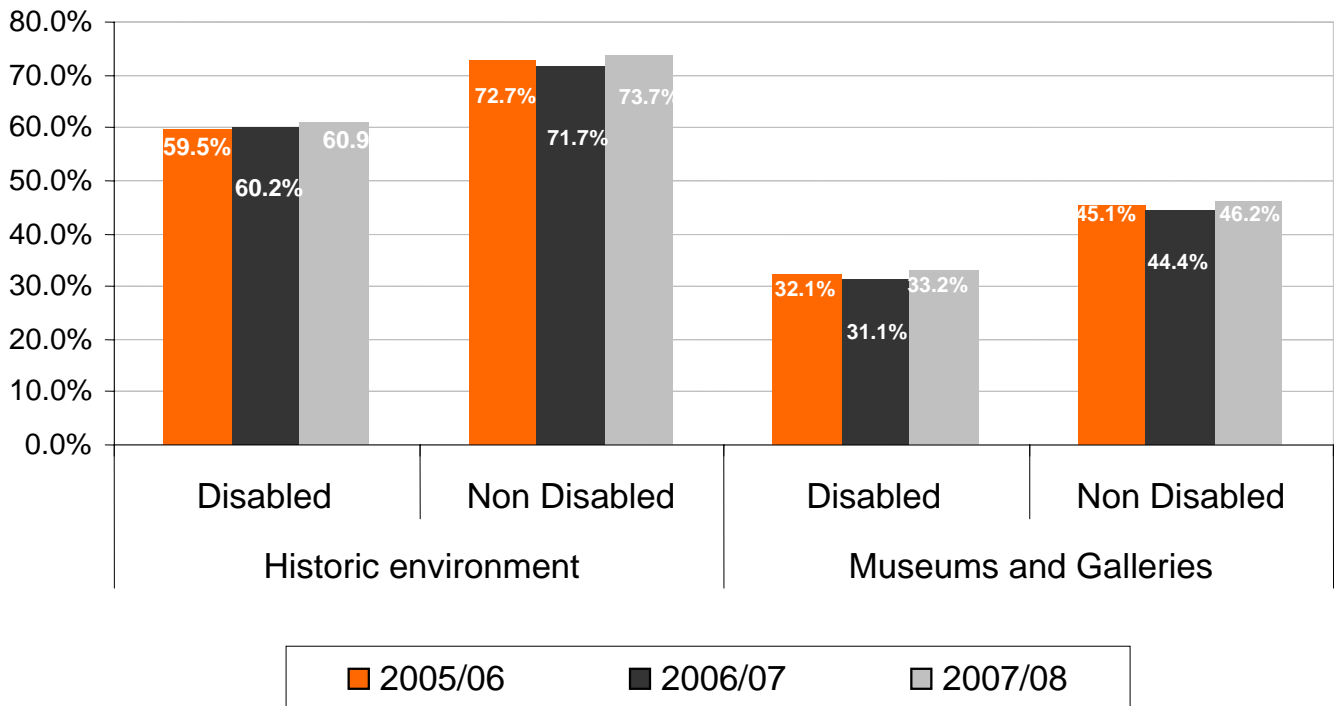
E3 – Participation in cultural, leisure and sporting activities

Baseline and Trends: Baseline year – 2005/06. Figures from 2007/08 show that in all activities specified below, a significantly smaller proportion of disabled people participated than non disabled people.

Historic Environment, Museums and Galleries

In 2007/08, disabled people were significantly less likely to attend historic environment sites, museums or galleries at least once in the past twelve months than non disabled people. 60.9 per cent of disabled people attended historic environment sites compared to 73.7 per cent of non disabled people. In the same period, 33.2 per cent of disabled people attended museums and galleries compared to 46.2 per cent of non disabled people. These figures have not significantly changed since the baseline.

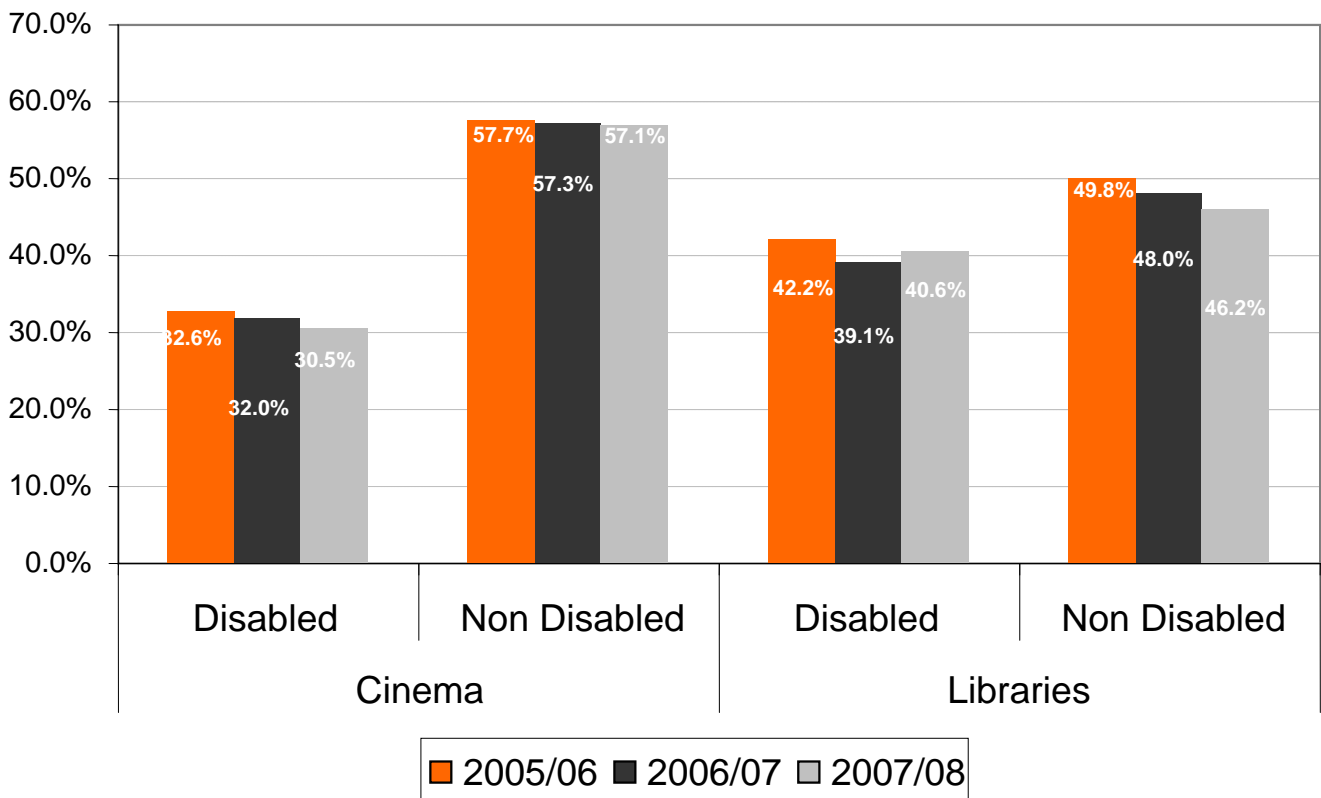
Historic Environment, Museums and Galleries



Cinemas and Libraries

In 2007/08, disabled people were significantly less likely to attend cinemas or libraries at least once in the past twelve months than non disabled people. 30.5 per cent of disabled people attended a cinema compared to 57.3 per cent of non-disabled people. In the same period, 40.6 per cent of disabled people attended a library compared to 46.2 per cent of non disabled people. The percentage of disabled people attending a cinema and the percentage of non disabled people attending a library have significantly decreased since the baseline. No other figures have significantly changed since the baseline.

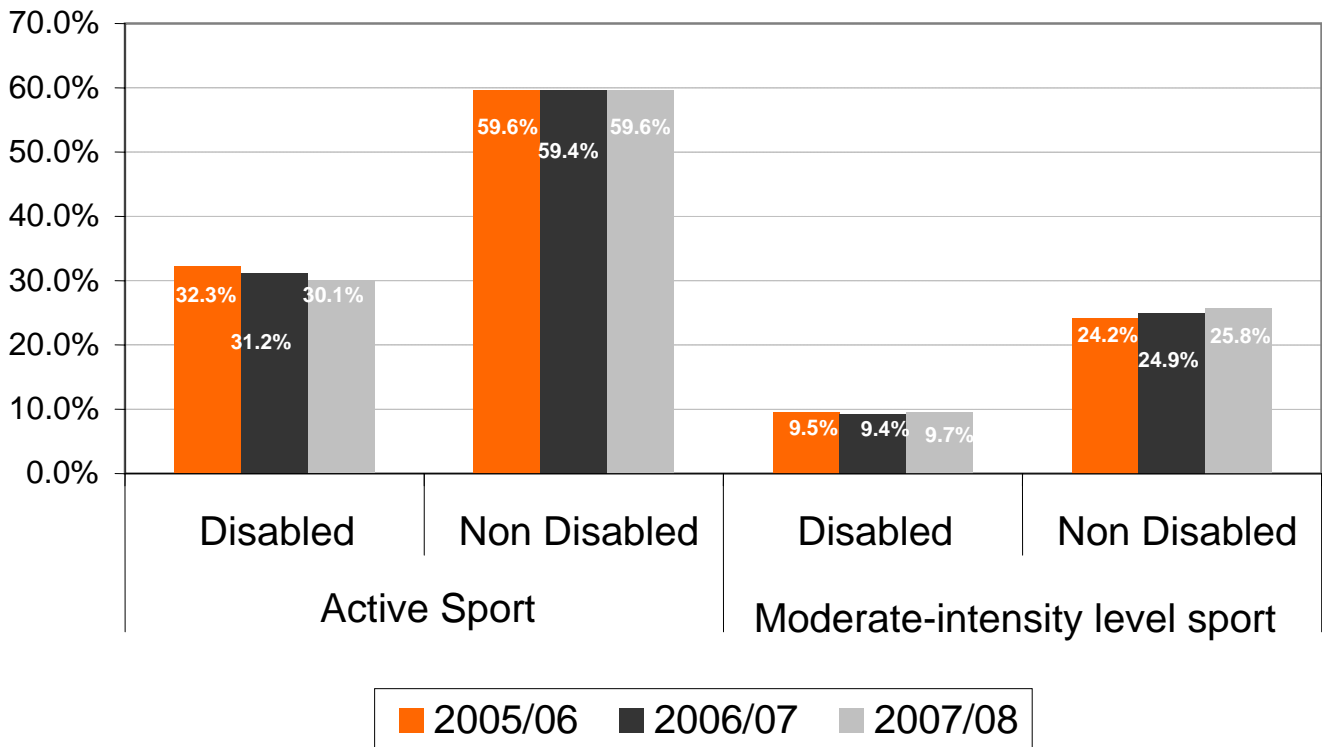
Cinemas and Libraries



Sports

In 2007/08, disabled people were significantly less likely to participate in active sports or in moderate intensity level sports during the past four weeks than non disabled people. 30.1 per cent of disabled people participated in active sports compared to 59.6 per cent of non disabled people. In the same period, 9.7 per cent of disabled people participated in moderate intensity level sports compared to 25.8 per cent of non disabled people. The percentage of disabled people that participated in active sports has significantly decreased since the baseline whilst the percentage of non disabled people that participated in moderate intensity level sports has seen a significant increase since the baseline. No other figures have significantly changed since the baseline.

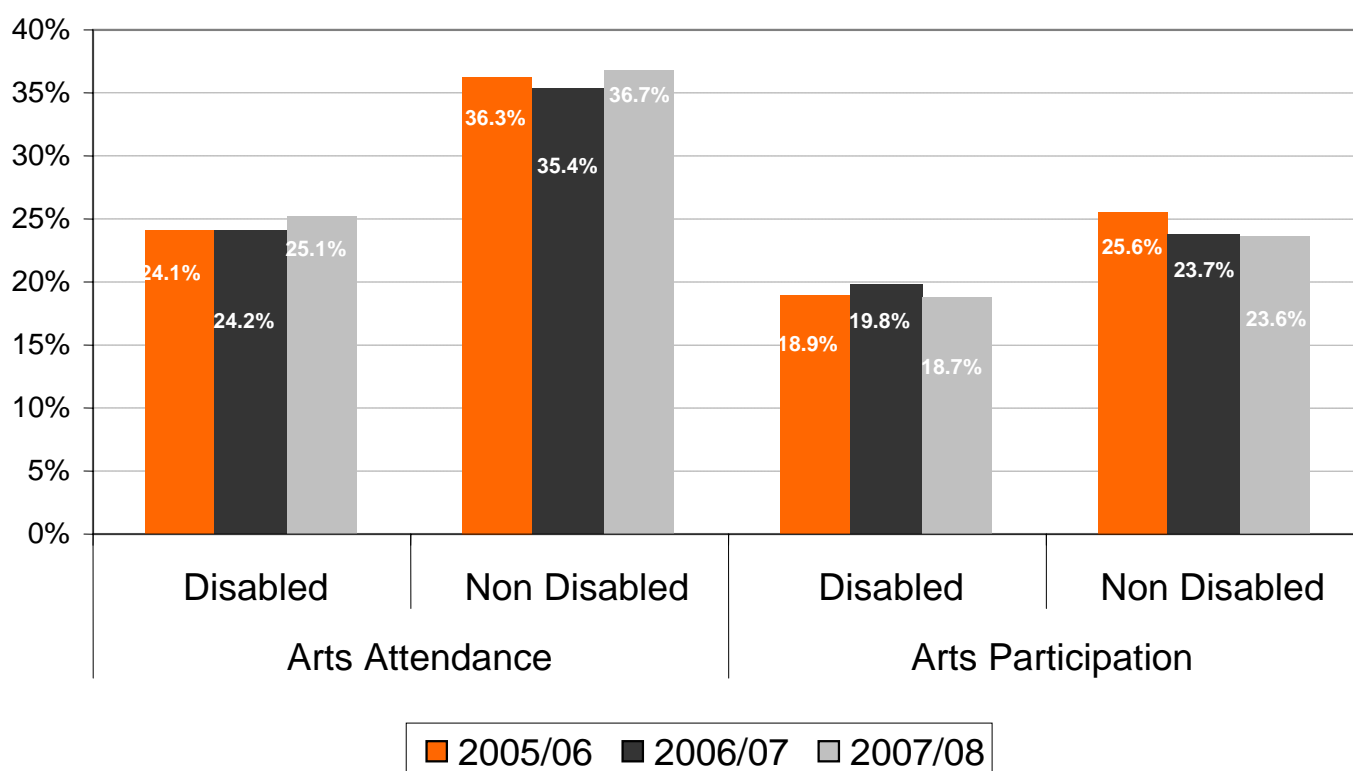
Sports



Arts

In 2007/08, disabled people were significantly less likely to participate in arts activities or attend arts events during the past twelve months than non disabled people. 18.7 per cent of disabled people participated in arts activities compared to 23.6 per cent of non disabled people. In the same period, 25.1 per cent of disabled people attended art events compared to 36.7 per cent of non disabled people. The percentage of non disabled people that participated in arts events has significantly decreased since the baseline. No other figures have significantly changed since the baseline.

Arts



Definition: Disability is defined as having any long-standing illness, disability or infirmity that limits activity in any way. Data covers England. Definitions for engagement in the different sectors are as follows:

- Historic Environment, museums and galleries, cinema and libraries - attendance at least once in the past 12 months
- Arts Attendance and Arts Participation - attendance/participation at least twice in the past 12 months
- Active Sport - participation in at least one active sport in the past month
- Moderate Intensity Level Sport - participation in at least 30 minutes of moderate intensity level sport on at least three separate occasions in the past week

Data Source: Taking Part Survey