

A3 – Achievement at Key Stage 2

Baseline and Trends: Baseline year – 2005. Between 2005 and 2008, the percentage of students achieving at least Level 4 at Key Stage 2 in English has

- increased from 91% to 93% for students without SEN
- increased from 41% to 49% for students with SEN without a statement
- increased from 16% to 19% for students with SEN with a statement

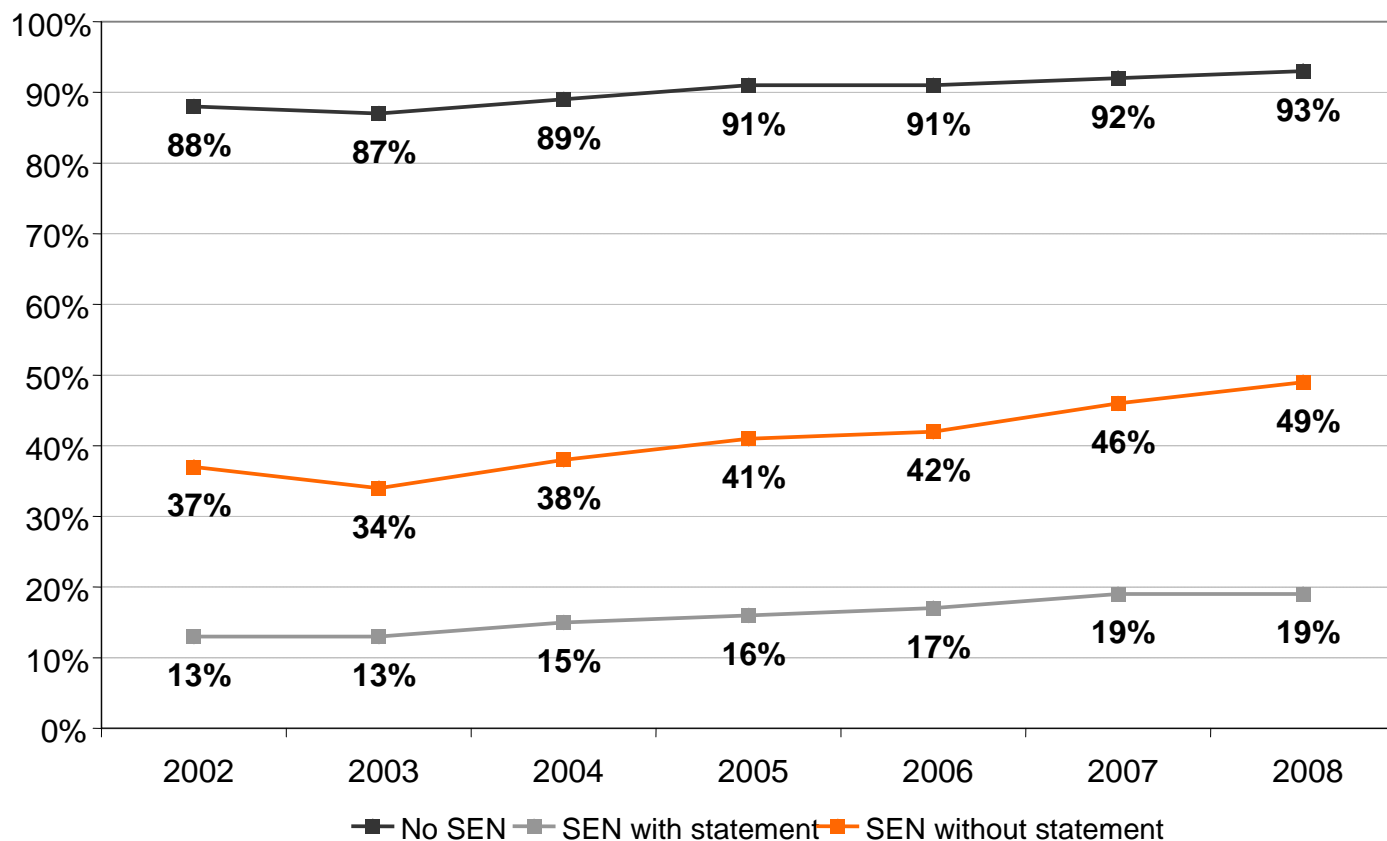
During the same period, the percentage of students achieving at least Level 4 at Key Stage 2 in Maths has

- increased from 86% to 89% for students without SEN
- increased from 41% to 49% for students with SEN without a statement
- increased from 18% to 21% for students with SEN with a statement

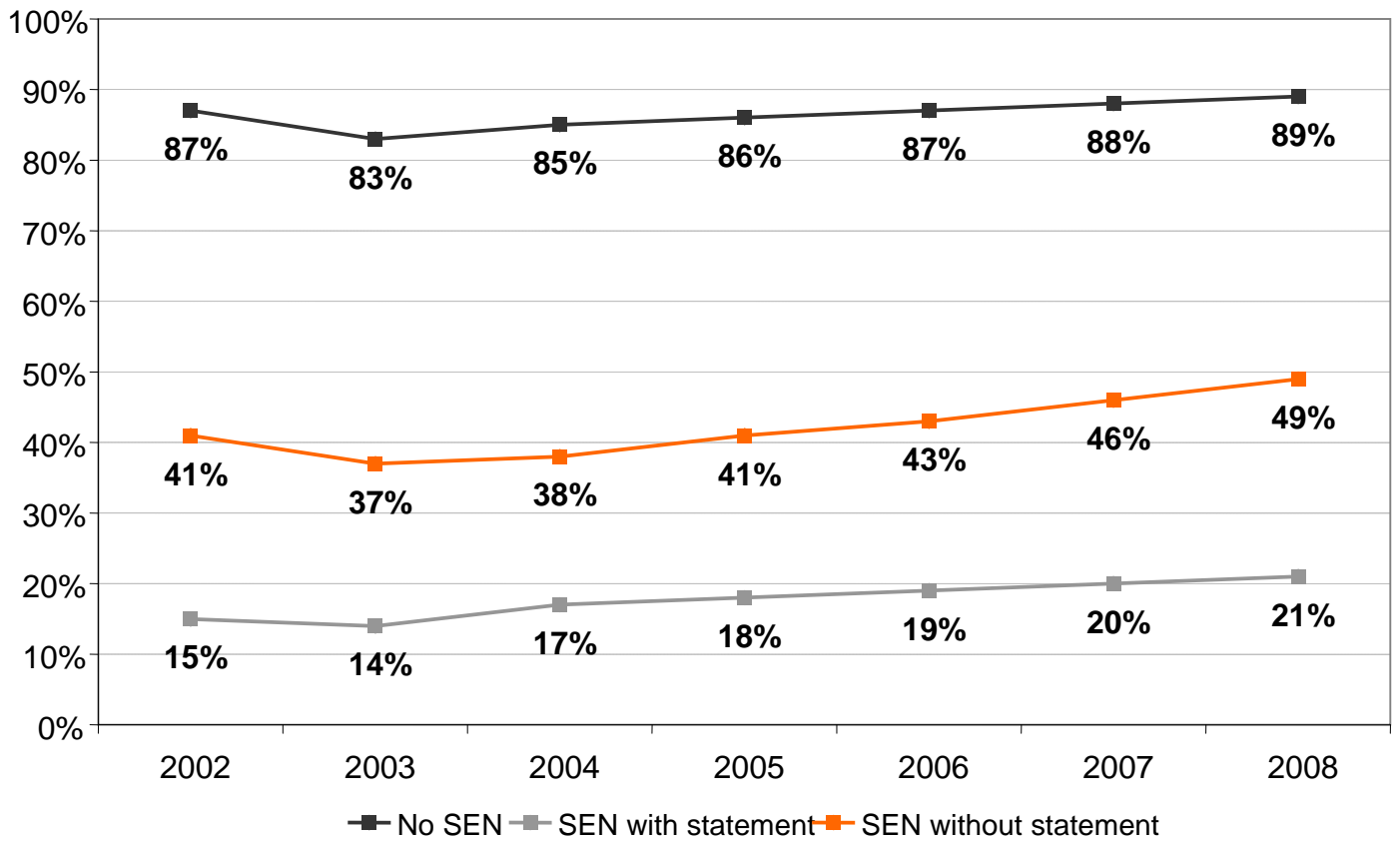
During the same period, the percentage of students achieving at least Level 4 at Key Stage 2 in Science has

- increased from 94% to 95% for students without SEN
- increased from 66% to 71% for students with SEN without a statement
- increased from 32% to 34% for students with SEN with a statement

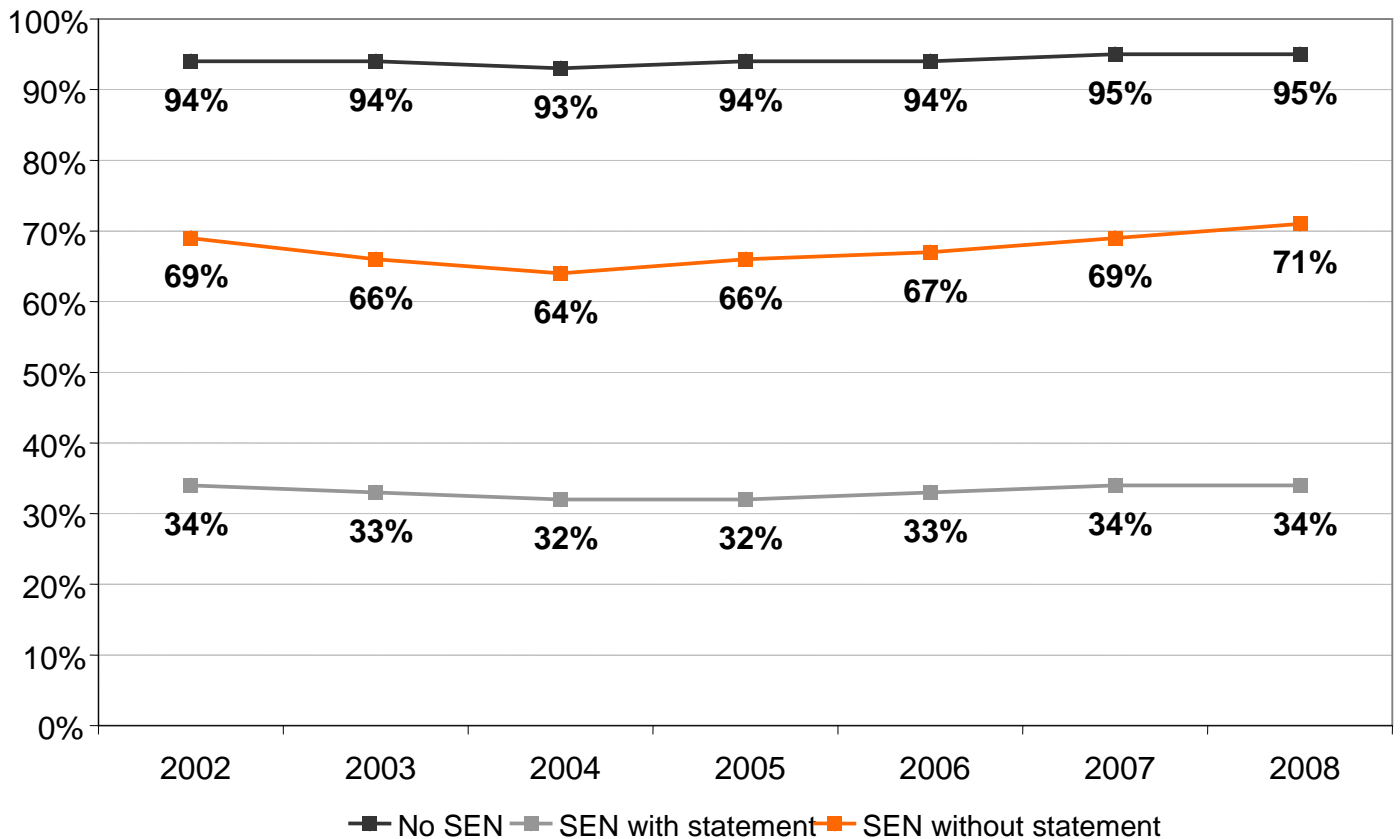
Achievement at Key Stage 2: English



Achievement at Key Stage 2: Maths



Achievement at Key Stage 2: Science



Definition: Expected level of achievement at Key Stage 2 is level 4. Key Stage 2 is the legal term for the four years of schooling in England and Wales in maintained schools normally known as Year 3, Year 4, Year 5 and Year 6. Attainment in National Curriculum tests at the end of the Key Stage (Year 6) is the data presented here. The assessment of child's Special Educational Needs by local authorities determines whether the local authority issues a statement of the child's needs or not. Data is not currently collected by disability, SEN provides a limited proxy (there are both disabled children who do not have SEN and non disabled children who do have SEN). Data covers England.

Data Source: Figures combine School Census Data and Attainment Data